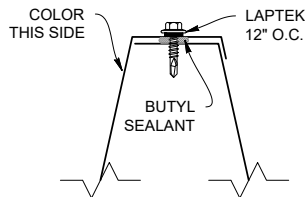




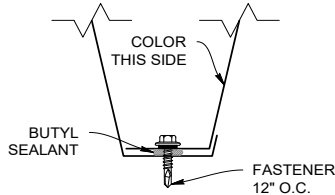
ICC
EVALUATION
SERVICE®

ICC-ES EVALUATION REPORT #5045 with CBC-CRC Supplement (Coming 2024 siding only)

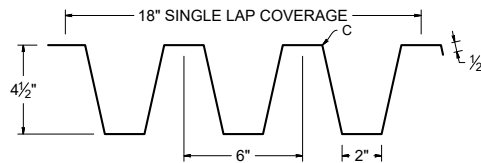
ROOF LAP DETAIL



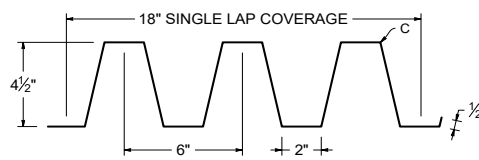
WALL LAP DETAIL



ROOF PROFILE




WALL PROFILE



KEY FEATURES

- 24, 22 Tru-Gauge™ and .032" Aluminum
- Custom 20 & 18 Tru-Gauge™ and .040" Aluminum (please inquire)
- 1:12 minimum pitch recommended when installed with butyl sealant
- Custom lengths 2' to 20' 10"
- Standard trim, custom trim and accessory packages available
- Color matched neoprene washered screws
- Roof and Vertical or Horizontal Wall application
- Manufactured in Salem OR, Sacramento CA, and Riverside CA
- OverEZee™ Retro-fit systems available

TESTING

-  ICC-ESR #5045 with CBC-CRC Supplement (Coming 2024 siding only)
- ASTM E1680 - Air infiltration (roof)
- ASTM E1646 - Water infiltration (roof)
- ASTM E1592 - Structural uniform static air pressure (Coming 2023 siding only)
- ASTM E331 - Water infiltration (wall)
- ASTM E283 - Air infiltration (wall)
- ASTM A653/A924 - G90 Galvanized
- ASTM A792 - Zinalume/Galvalume AZ-50/55
- ASTM B209 - Aluminum Substrate

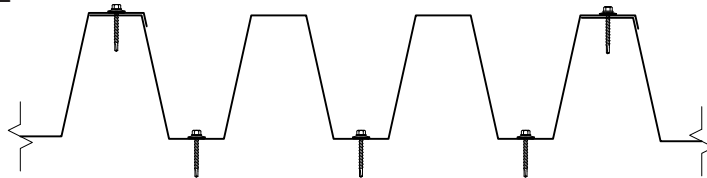
WEIGHT CHART

TMP 4.5-6-18	WIDTH	24 GA STEEL	22 GA STEEL	.032 ALUM	.040 ALUM
THICKNESS		0.0236"	0.0285"	0.032"	0.040"
WEIGHT/LINFT	18"	3.372 LBS	4.073 LBS	1.598 LBS	1.997 LBS
WEIGHT/LSQFT	18"	2.248 LBS	2.715 LBS	1.065 LBS	1.332 LBS

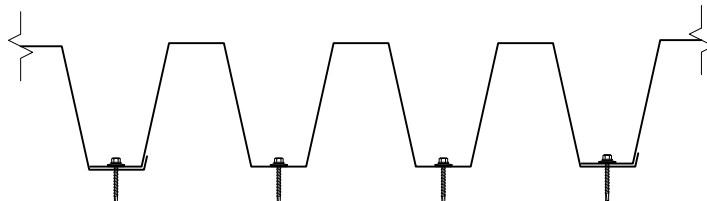
ASTM E 1680/E283 Air Penetration	ASTM E 1646/E331 Water Penetration
25 PSF<0.01 CFM/ft ² -PASS	50 PSF - PASS

FASTENER DIAGRAM


ROOFING INSTALL



SIDING INSTALL



PANEL ATTACHMENT



Fastener Notes:

- When possible, lap panels away from prevailing wind direction.
- 15/32" OSB: #14 GP Neoprene Washered fastener. Screws should be long enough to penetrate through the bottom of the plywood by 3/8".
- 15/32" Plywood: #14 GP Neoprene Washered fastener. Screws should be long enough to penetrate through the bottom of the plywood by 3/8".
- Dimensional lumber: #10 GP. Screws should penetrate the lumber 1".
- 16GA (or less) steel furring: #12 Fastener with DP-1
- Sidelaps fasten with #14 LapTek screws.
- All trim screws used for roof or wall applications should have EPDM sealing washers.
- Fastener spacing is based on project specific structural requirements. Consult a licensed engineer.