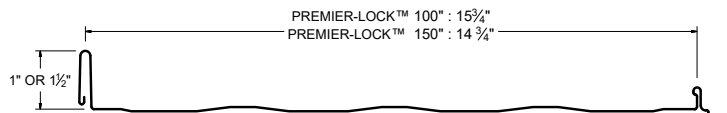
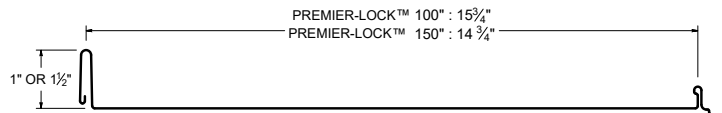


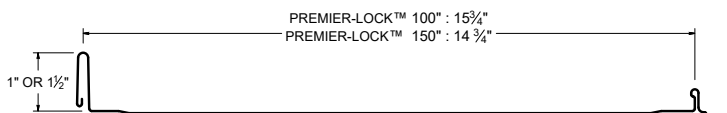
**STRIATIONS**



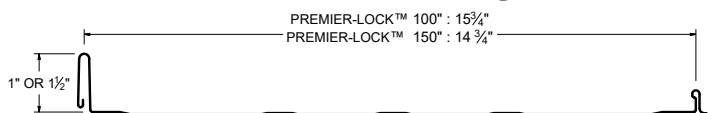
**FLAT**



**CLIP RELIEF**

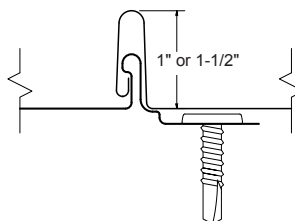


**ACCENT RIBS**



2 or 3 Ribs Available


**SEAM DETAIL**



**KEY FEATURES**

- Standard width for Premier-Lock 100 is 15-3/4"  
Standard width for Premier-Lock 150 is 14-3/4"
- 24 and 22 Tru-Gauge™ and .032" and .040" Aluminum
- Factory-notched panels available
- Anti-Capillary dry lock seam
- Pre-slotted fasteners flange: allows expansion / contraction of panel
- Premier-Lock 100 - 1" rib height
- Premier-Lock 150 - 1-1/2" rib height
- Concealed fastener system
- 3:12 minimum pitch recommended  
(For lower pitches please inquire)
- Standard panel lengths 2' to 35'  
(For longer panels, please inquire)
- Panel options: Striations, Accent Ribs, and Flat Pan
- Manufactured in Sacramento CA & Riverside CA

**TESTING**

-  Code compliance UL Evaluation Report  
UL ER #25913-01
  - UL Construction No. 589
  - UL 580 Class 90 - Wind Uplift
  - UL 790 Class A (ASTM E108) - Fire rated
  - UL 2218 Class 4 - Impact (hail) rated
  - ASTM A653/A924 - G90 Galvanized
  - ASTM A792 - Zinalume/Galvalume AZ-50/55
  - ASTM B209 - Aluminum Substrate
- (Premier-Lock™ 100 carries its UL Classification under the Easy-Lock™ profile designation)

**WEIGHT TABLE**

Premier-Lock	WIDTH	24 GA STEEL	22 GA STEEL	.032" ALUM	.040" ALUM
THICKNESS		0.0236"	0.0285	0.032"	0.040"
WEIGHT/LINFT	14-3/4" (1 1/2" Seam)	1.597 LBS	1.938 LBS	0.757 LBS	0.946 LBS
WEIGHT/SQFT	14-3/4" (1 1/2" Seam)	1.299 LBS	1.576 LBS	0.616 LBS	0.770 LBS
WEIGHT/LINFT	15-3/4" (1" Seam)	1.597 LBS	2.025 LBS	0.795 LBS	0.993 LBS
WEIGHT/SQFT	15-3/4" (1" Seam)	1.223 LBS	1.543 LBS	0.605 LBS	0.757 LBS